

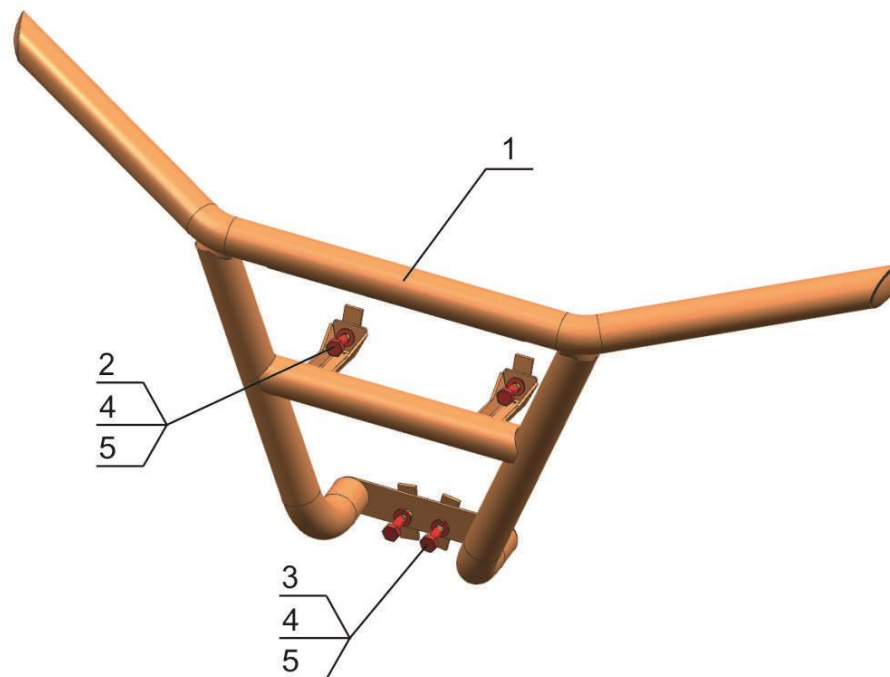
Polaris / RZR 1000

Part No: 2444.7420.1 Front tube bumper
Brend: Polaris
Model: RZR 1000
Year: 2013-
Material: Tube 42x1,5 mm



Content

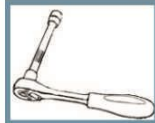
1. Bumper.....	1 pc.
2. Nut M10.....	2 pc.
3. Nut M10.....	2 pc.
4. Bolt M10x25.....	4 pc.
5. Washer 10.....	4 pc.




Installation Instructions

1. If no winch installed, remove original plastic cover.
2. Mount bumper to the frame. Fix its front end with bolts no.4, washers no.5 and insert nuts M10 no.2. Fix lower part of bumper with bolts no.4, washers no.5 and insert nuts M10 no.3.
3. Tighten all screws.
4. Mount back original plastic cover.


TOOLS REQUIRED






S-17


SCREW FORCE



M6-10 Nm



M8-30 Nm



M10-50 Nm